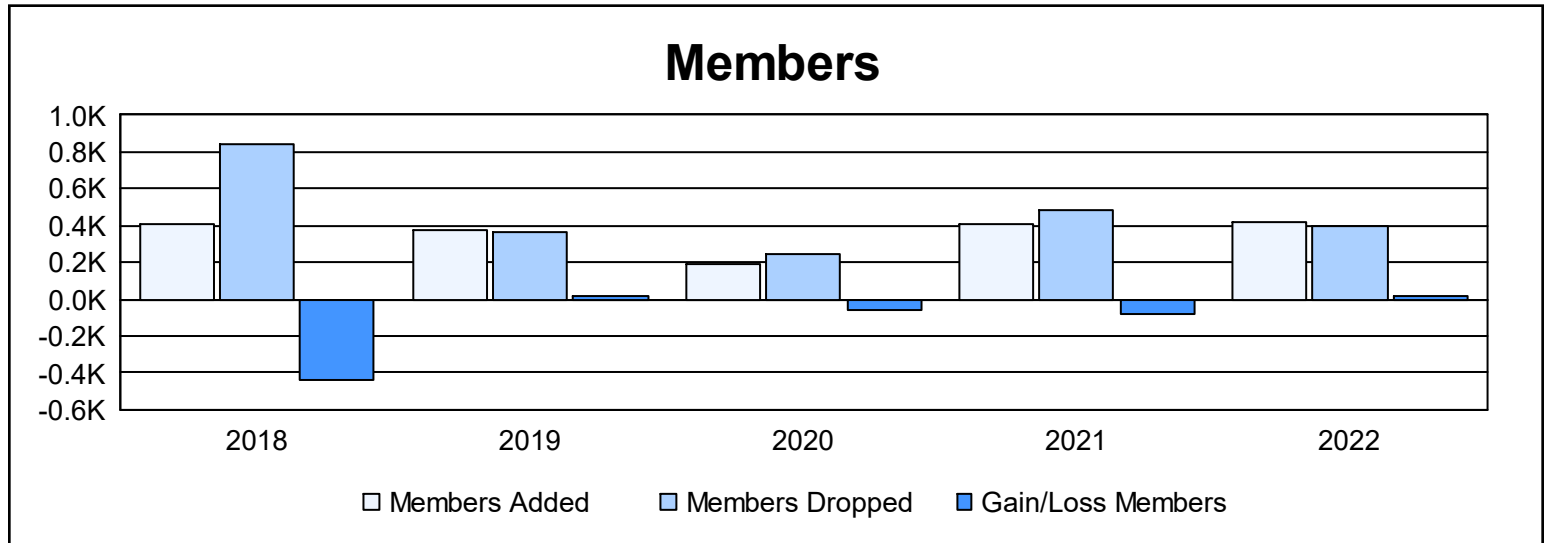
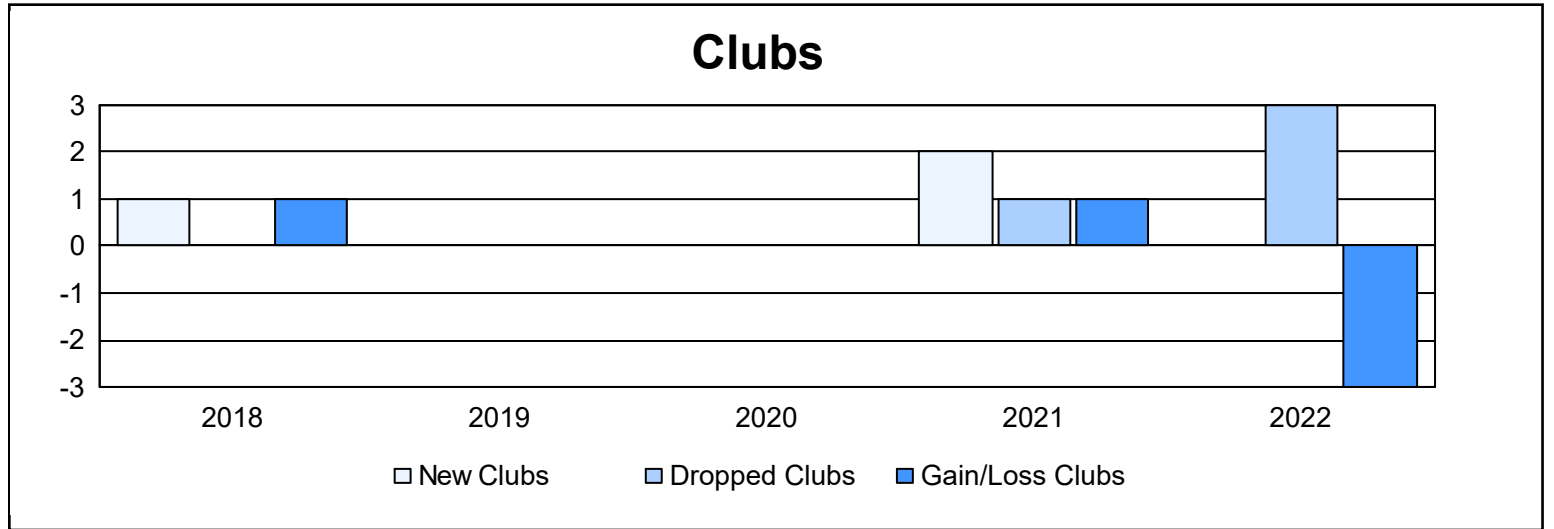
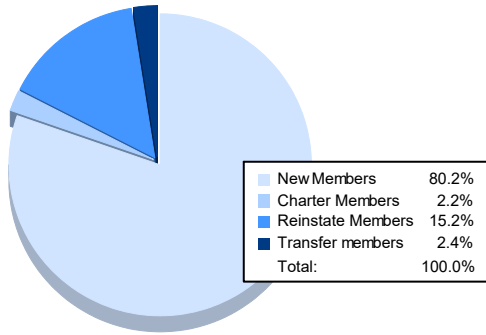


Year	New Clubs	Dropped Clubs	Gain/ Loss Clubs	New Members	Charter Members	Reinstate Members	Transfer Members	Total Member Added	Total Members Dropped	Gain/ Loss Members
2017-2018	1	0	1	298	49	49	10	406	844	-438
2018-2019	0	0	0	341	1	34	4	380	363	17
2019-2020	0	0	0	164	0	18	4	186	241	-55
2020-2021	2	1	1	319	62	18	5	404	487	-83
2021-2022	0	3	-3	332	9	63	10	414	393	21
<b>Average</b>	<b>1</b>	<b>1</b>	<b>0</b>	<b>291</b>	<b>24</b>	<b>36</b>	<b>7</b>	<b>358</b>	<b>466</b>	<b>-108</b>



### Membership Composition June 2022 Cumulative



### Gender Composition June 2022 Cumulative

